



LuXLash[®]

2023-2024



EVERYTHING FOR
YOUR EVERYDAY BEAUTY!

Be anywhere, your look
should always be perfect!

When developing LuXLash products, our goal is to follow the current fashion trends so that every eyelash stylist can work with the most modern, premium quality tools and materials.

The eyelash trays represent the highest standards in appearance and quality. Thanks to their extreme pigmentation, the deep black lashes perfectly match the natural eyelashes. They are made of soft but flexible material, their surface is even, and the design of their base helps the perfect application. Thanks to the wide product range, you can find the most suitable LuXLash lashes for every eye shape. Our unique accessories and titanium metal tools make the work not only easier, but also comfortable and precise.

Our mission is to support the high-level work of lash stylists! Not only do we keep in mind the training of excellent professionals, but the satisfaction of their guests is also extremely important to us, since the lashes are like a jewel, they highlight the beauty of every woman.

In the LuXLash®

catalog you can find all the unique products of LuXLash and we also provide a lot of useful and interesting information for professional use. Scan the QR codes with the help of your phone's camera and become a master of LuXLash products!



Pre-Fanned Lashes

Pre-fanned lashes on a tray

An eyelash type specifically designed to speed up salon work, we can build a volume set using the classic 1D technique with pre-made, perfectly identical 2D or 3D eyelash fans.

		8 mm	9 mm	10 mm	11 mm	12 mm	13 mm
3D:	B 0.05	x	x	x	x	x	x
	C 0.05	x	x	x	x	x	x
	D 0.05	x	x	x	x	x	x
2D:	B 0.07	x	x	x	x	x	x
	C 0.07	x	x	x	x	x	x
	D 0.07	x	x	x	x	x	x
Number of rows:		2	2	3	4	2	2

0,07mm thick 2D lashes with B/C/D curve,
0,05mm thick 3D lashes with B/C/D curve




Classic 1D Lashes

Classic 1D lashes on a tray

You can get our Classic 1D lashes in 12-row trays:

	6 mm	7 mm	8 mm	9 mm	10 mm	11 mm	12 mm	13 mm	14 mm
B 0.12	x	x	x	x	x	x	x	x	x
C 0.12	x	x	x	x	x	x	x	x	x
D 0.12	x	x	x	x	x	x	x	x	x
Number of rows:	1	1	1	1	2	2	2	1	1

0.12mm thick with B/C/D curve




Volume Lashes

Volume lashes on a tray

You can get our Volume lashes in 12-row trays:

	6 mm	7 mm	8 mm	9 mm	10 mm	11 mm	12 mm	13 mm	14 mm
C 0.05	x	x	x	x	x	x	x	x	x
C 0.07	x	x	x	x	x	x	x	x	x
C 0.10	x	x	x	x	x	x	x	x	x
D 0.05	x	x	x	x	x	x	x	x	x
D 0.07	x	x	x	x	x	x	x	x	x
D 0.10	x	x	x	x	x	x	x	x	x
D+ 0.05	x	x	x	x	x	x	x	x	x
D+ 0.07	x	x	x	x	x	x	x	x	x
D+ 0.10	x	x	x	x	x	x	x	x	x
Number of rows:	1	1	1	1	2	2	2	1	1

0.07mm and 0.10mm thick with C/D/D+ curve
0.05mm thick with C/D/D+ curve



Volume Lashes Refill

Refill Lashes on a tray

Our refill trays contain 6 rows of eyelashes of the same size, thickness and curve, so we ensure cost-effectiveness for you, since you only have to buy the most needed lashes.

Our refill eyelash trays are available in sizes 8-14mm, with C, D and D+ curves, in thicknesses of 0.05mm, 0.07mm and 0.10mm.

0.10mm thick with C/D/D+ curve
0.07mm thick with C/D/D+ curve
0.05mm thick with C/D/D+ curve





Cat Eye Style set with the new 0.07mm thick 5D CC curve and 6D D curve Pro-fanned lashes.


NEW! Pro-fanned lashes

Pre-fanned lashes for fast and precise work

Create the 4-5-6D lash set of your dreams with LuXLash Pro-fanned eyelashes! Would you like to work extremely quickly and precisely? Do your guests want thicker and more curved eyelashes? That's why we created our lightest eyelashes, the Pro-fanned lashes. In contrast to other lashes, these lashes are placed with their bodies on the adhesive strip, so it is easy to pick up with tweezers. The adhesive strip does not leave a mark on it. The Pro-fanned lashes have a thinner root for a perfect fit and maximum comfort.

4D: C/CC/D curve 0,07 mm
 5D: C/CC/D curve 0,07 mm
 6D: C/CC/D curve 0,07 mm

C curve CC curve D curve	0,07 mm	4D 5D 6D
--------------------------------	------------	----------------



Kitti Lamanda
 Leading LuXLash instructor

The advantage of pro-fanned eyelashes is that they are super easy to apply. You can shorten eyelash construction by up to 1 hour during salon work.



Scan the QR code and watch the video

NEW! Gel eye patch

(50 pcs)

Gel eye patch with a soothing and moisturizing effect. Thanks to its thin design, it adapts perfectly to the eye and provides maximum adhesion. It is an essential part of the application. The vitamin C content hydrates and energizes the skin around the eyes, so your guest can leave your salon with a fresh look.

Available in an economical 50 pcs package.



NEW!



Scan the QR code and watch the video

NEW! Lash Shampoo

This oil-free foaming shampoo removes effectively and gently dirt and make-up from the eye area. Use it before application to ensure better adhesion, but it also can be an excellent choice for your guests to care for their eyelashes at home. 100ml.



NEW!

Lint Free EyePatch

Lint free, soothing, moisturizing patch with collagen. It adapts perfectly to the eyes. It is an essential part of the application.



Cleaning Brush

Brush for lash cleaning

Our eyelash cleaning brush has been added to our range with extra silky bristles so that you can gently clean your guest's eyes of make-up and other impurities.



Gel Remover Glue solvent

A very thick solvent. Due to its gel consistency, reduces the risk of contact with the eyes, thereby reducing the risk of eye irritation. It is additive- and dye-free and does not contain preservatives or fragrances. Thanks to its composition, the probability of allergic reactions is minimized. Dissolving time: approx. 8-10 minutes, which depends on the amount of the glue. It also contains natural clay minerals.



Micro Applicator

Long, white applicator

A single-use applicator stick, which is ideal for cleaning and degreasing natural eyelashes, but you can also apply the Gel Remover with it. 1 box contains 100 lint free applicators.



Lash Primer Preparation fluid

Degreasing eyelash preparation liquid which creates an ideal surface for the glue on the already cleaned eyelashes. 50ml.



Adhesive tape

Medical-grade adhesive tape which is used to tape the lower eyelashes of the guests to avoid the eyelashes sticking together.



Scan the QR code and watch the video


NEW! Superbonder Brand new lash fixing fluid

Would you like to make SUPER DURABLE lashes for your guests? Use the new LuXLash Superbonder lash fixing fluid which can be used with any kind of lash and glue. It polymerizes the glue immediately - so your guest does not have to follow the 48-hour rule after treatment, according to which the freshly applied lashes must not be exposed to water, vapor or steam during this period. It eliminates the adhesive fumes from the evaporation of glues, so the chance of irritation and allergies is significantly reduced by using it. It creates a flexible bond and maximizes durability. Usage: Use it as the last step of the treatment. Use an applicator to apply to the bonding points and dry the lashes with a fan. It will be a big favorite!

15 ml



NEW!



Kitti Lamanda
Leading LuXLash instructor

The Superbonder lash fixing fluid is an innovative product in the world of eyelash construction. The glue dries completely in a few minutes, so your guests no longer have to follow the 48-hour rule. Also the possibility of irritation and allergies is reduced to a minimum with its use.

NEW! Clear Pink Glue Lash glue



Scan the QR code and watch the video

A pink, completely transparent glue which does not contain black pigments. Ideal for guests who prefer a natural effect or are more sensitive to carbon black pigments. The Pink Clear Glue is not only a luxurious, but a very strong eyelash glue that strongly stays in its place. The drying time is 1 second, which allows a precise and fast work. Its optimal density allows a clean application technique, free of glue clumps. Thanks to its clear color, the lashes are unnoticeable, so we can confidently recommend them for lighter skin tones.

Advice: The 5ml packages do not dry out even if used less often!

- Features:
- Latex-, formaldehyde and paraben free
 - ideal for guests sensitive to carbon black pigment.
 - Thin viscosity
 - Medium evaporation
 - Waterproof
 - 1 sec drying time
 - It works best in an environment with a humidity of 50%
 - Suitable for volume and classic sets
 - Can be used well on glass, jade and other surfaces

5ml



NEW! Banana glue Lash glue

Would you like to provide extra comfort to your clients during the application of eyelash extensions? Enchant them with the new LuXLash Banana Glue with its magical tropical banana scent. This luxurious, ultra-strong eyelash glue will stick properly so you don't need to worry about the durability. Low evaporation, quick drying adhesive, so the process of application takes much less time. The drying time is 0.5-1 second, which allows the precise and fast work. Its optimal density allows a clean application technique, free of glue clumps.

Advice: The 5 ml packages do not dry out even if used less often!

- Features:
- Latex, formaldehyde and paraben free
 - A deep black shade glue
 - Banana scented
 - Thin viscosity
 - Medium evaporation
 - Waterproof
 - Oil resistant
 - 0,5-1 sec drying time
 - It works best in an environment with a humidity of 55-65%
 - Suitable for volume and classic sets
 - Can be used well on glass, jade, and other surfaces

5ml



Black Ace Glue Lash glue

You can have a real trump card in your hands! This is a quick-drying glue that dries in just 0.5-1 seconds, which is completely latex- and formaldehyde-free, so even more sensitive guests will not have any problems wearing false eyelashes. With correct technical application, it is guaranteed to last for the lifetime of your own eyelashes. An ideal choice for building Classic and Volume sets.

- Works best in an environment with low humidity, 35%-55%
- Relatively thinner viscosity
- Use: after opening, it can be used for 2-3 weeks in summer and 5-6 weeks in winter.
- Can also be used on glass, jade and other surfaces.

5ml



Strong Black Glue Lash glue

Are you looking for a good start? Then this is the perfect choice for you!

The Strong Black Glue is specifically created to the needs of beginner lash stylists. It is a thicker glue with relatively lower evaporation, that is extra strong. Its drying time is 2-3 seconds, which provides enough time for proper application.


- It lasts up to 5-6 weeks.
- Relatively low evaporation, slightly thicker consistency, strong adhesive,
- Use: 4 weeks after opening.
- Can also be used on glass, jade and other surfaces.

5ml



LuXLash does not attempt to combine sensitivity and adhesive strength in one glue, as that would mostly be at the expense of one or the other. Instead, it offers a relatively low-evaporation, slightly thicker consistency, even stronger glue, which is recommended by 90% of guests.

Advice: The 5 ml packages do not dry out even if used less often!



Kitti Lamanda
Leading LuXLash instructor

To find the perfect glue for you, the most important thing is to consider the temperature and humidity in your salon. The most of the glues work optimally at 20-23 C and 35-55% humidity.



NEW!

How to choose glue?

When choosing the right glue, we have to consider some very important things. What we definitely have to consider is how experienced and fast we are and with which technique we want to work.

LuXLash Banana Glue and Black Ace Glue are the fastest, 0.5 - 1 second glues, recommended for professional, fast-paced stylists. For those who are precise in all areas, almost 100% in terms of the accuracy of the isolation application, whether it is a classic or a volume set.

LuXLash Clear Pink Glue is a 1-second glue developed for experienced lash stylists. It is also perfect for classic or volume sets.

LuXLash Strong Black Glue Developed dries slower, in 2-3 second. This glue is recommended for beginner, less experienced or slower working lash stylists.

GLUE GUIDE

- Before using any glue, read its instructions, because each glue is ideal at different levels of humidity and temperature.
- Shake continuously for 1 minute before first use.
- Never use the first drop as the substance may change if it sticks to the tube.
- Always work with small drops, so you can use only 2-3 drops to build a complete set. For each additional drop, 20-30 seconds of „re-shaking” should follow.
- If the glue drop already stretches on the jade stone or separates into its elements, then it is time to add new glue drop to continue the work.
- It is worth marking the opening date on our glues, because due to frequent use the air gets in the package, so the material may start the polymerization. The shelf time of the is 1-2 months from opening. But don't worry, if you use 2-3 drops for each set, your glue will run out in that time.
- Use the anti-drying needle to prevent drying.
- Whichever glue you choose, be sure to store it: upright in a cool place, protected from sunlight and moisture.

Kardashian style set
with 0.07mm thick D
curve Volume lashes



Cat Eye Style set with
the new 0.07mm 5D CC
curve and 6D D curve
lashes

Irritation or allergy?

During the work of a lash stylist, it is important to be able to distinguish between irritation and allergy; this is what we are helping you with now.

What do we call irritation?

Irritation is a mild inflammation. This is a so-called momentary sensitivity as a result of an external stimulus or some influence which passes within a few hours. It usually occurs immediately or within a short period of time. You may have symptoms like: tearing, stinging, eye redness.

Irritation can be caused:

- If we did not apply the eye patch with the active ingredient correctly to our guest - it is too close to the waterline - which can cause continuous tearing and a stinging sensation during the entire application.
- If the adhesive tape is not applied in a curve that matches the shape of the eye, the cornea may be damaged during the application, so the eye redness will appear, which may be accompanied by an unpleasant sensation.
- If our guest's eyes do not close properly, they will constantly experience a stinging sensation and tears due to the vapor of our glue used during application. This can be remedied by using our mini fan frequently.

LuXLash INFO

The glue, even if it is a low-evaporation, medically certified, excellent glue, contains ingredients to which our body can react. Such an ingredient can be cyanoacrylate, which is the main component of all adhesives.

What is an allergy?

Abnormally increased defense reaction of the body, altered reactivity to certain substances or external influences. After the allergen enters the body, one or even all of the basic symptoms of inflammation appear within 12-48 hours on average. These may include: redness, swelling, itching, warmth or peeling.

1. Titanium

tweezer

The strong Titanium tweezers make the work easier. Its weight is light, so it is comfortable to work with.

2. Isolation

tweezer

Perfect shape, light weight, so it does not burden the hand. With precise end for perfect isolation.

3. Full D

tweezer

For extreme enrichment, for those lash stylists who are already work confidently with Volume technique.

4. 4D Volume

tweezer

It can also be used during fiber and volume techniques to pick up the lashes easily. The tweezers have an extremely stable hold and the lashes can be picked up and held well. The bent end of this tool is a great help in reaching eyelashes in any position.

5. All in

tweezer

Perfect for both isolation and application.

6. Easy Duck


tweezer

Thanks to its precise design, you can easily apply the volume lash fan with it. Its head part is extra thin and precise, so it is recommended not only for Light Volume, but also for Mega Volume technique. It is even suitable for creating 10D fans. The tweezers can close easily, so it is a perfect choice for both beginners and professionals.

7. Extreme volume

tweezer

Thanks to its extra-thin, easy-to-close and precise head part, it can be said that this tool is multifunctional, as it can be used both for making and isolating volume fans.



Tweezers rules 1x1

When choosing tweezers, always consider the techniques used. It doesn't matter whether you are right-handed or left-handed, you should choose a pair of tweezers that are comfortable, not heavy, and fit easily in your hand, since our tool is actually an „extension“ of our hand.

Always choose tweezers of suitable length and weight for isolation and application. It is important to always have a spare of our tweezers, as any of them can fall off at a careless moment, the edge can be chipped, and our work tool becomes unusable.

For a classic and doubled set: we will need a perfectly closing, straight tweezer and a bent tweezer. Such as: LuXLash Titanium Tweezers, Isolating Tweezers or All In Tweezers.

For Volume set: Isolating tweezers and a perfect Volume tweezer. Such as: 4D Volume tweezers, Full D tweezers, All In tweezers, Easy Duck, or Extreme Volume tweezers.

Silicone Pad

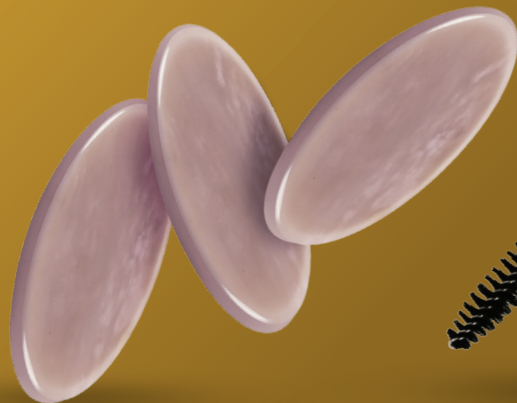
A transparent silicone pad recommended for lashes on tray. It makes easier to pick up the lashes. The thickness of this convenient pad is only 1 mm, it can be easily bent, so it can be easily placed on any surface. Easy to wash and disinfect.

Its new size is 5.5x8.5 cm and its thickness is 1 mm.



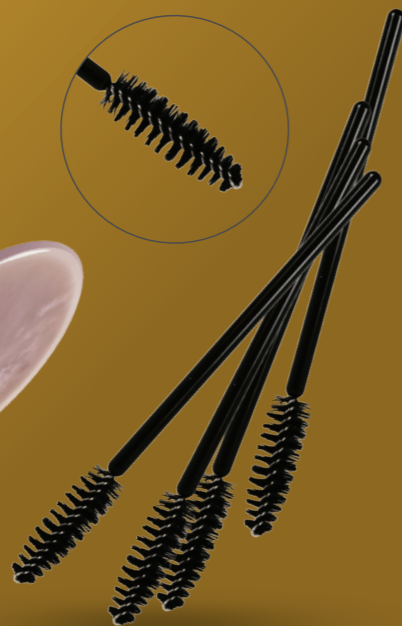
Pink Jade Stone

A stone suitable for dripping the eyelash glue, on which the glue is spread evenly and does not flow. Thanks to the properties of the stone, it does not heat up, so it slows down the evaporation, which allows to use the glue drop for a longer time. To keep the stone clean, you can use the LuXLash adhesive tape, with which you can remove the excess glue with one movement



LuXLash mascara brush - 10pcs

For separating and combing eyelashes during and at the end of application. It is also recommended for guests to use at home.



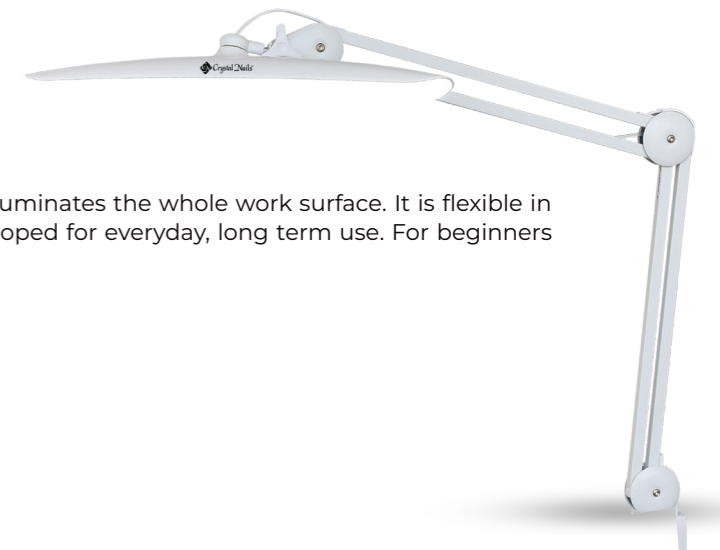
GigaLED

table led lamp

Thanks to its wide „GIGA“ headlight with LED bulbs, it illuminates the whole work surface. It is flexible in many points, you can set the optimal parameters. Developed for everyday, long term use. For beginners and professionals.

Accessory: fixing panel (for fixing to the tabletop)

Lumen: 2200lm
Kelvin: 6500K
Power: max.24W



Practice panel

A set of false eyelashes used when learning the application, for practice



LuXLash fan

During the application, the fan helps to dry the lashes and blows away the glue steam.



Anti-drying needle

Close the opened glue with an anti-drying pin, this will prevent the glue from flowing and drying into the cap.





LuXLash apron

Impregnated, trendy apron for lash stylists.



Set bag

Bag with a black snakeskin pattern, for storing eyelash extension materials and tools.



Cat Style set with 0.07mm C curve Volume lashes

Renewed! Starter Kit

Renewed!



Everything you need!

The set includes:

- Lash Shampoo
- Dropper pipette
- Eyelash cleaning brush
- Lint Free eyepatch 3 pcs
- Adhesive tape
- Lash Primer
- Micro applicator 100 pcs - white
- Silicone pad
- Pink Jade Stone
- Strong Black Glue 5ml
- Classic 1D Lash Mixed Size C 0.12
- Mascara brush 10 pcs - black
- Isolation tweezer
- All In tweezer
- LuXLash fan
- Set bag
- Gel Remover 15g

Pre-fanned vs. Pro-fanned lashes

The Pre-Fanned lashes have been an unbroken success in the LuXLash range for more than 5 years. Thanks to its design, it is much easier to make a lash set and the result is significantly more precise. Beginner lash stylists prefer it, because they don't need to shape the false eyelash fans individually, that can reduce the mistakes of the incorrect picking. It is also popular among the advanced stylists, since the beautiful end result can be achieved in much less time.

Our product range now includes the NEW, popular type of lashes, the Pro-fanned lashes. The roots of Pro-fanned lashes are thin, which makes it easier to fit the natural eyelash during application. If the guest would like to have larger Volume lashes, but still wants the end result to be more natural, it will be the perfect choice for you. And the fact that it significantly reduces the application and filling time is also a h

But what is the difference between the two types of lashes? Compared to Pre-fanned eyelashes, the roots of Pro-fanned lashes are slightly thinner in design. Despite all this, the choice depends on the preferences of the lash stylist and the guest. Another difference between the two lashes is their location on the adhesive strip. Pre-fanned fans fit the adhesive strip with their roots and the Pro-fanned lashes with their bodies, making the application process easier and faster.

Compared to other lashes, the Pro-fanned lashes are lighter, they do not weigh down the natural eyelashes, so they are also comfortable to wear. Work with any lashes, the most important factor in the work process is to find sets that suit your and your client's needs.

Whichever you choose, you will definitely save time, as these lashes can be used to build or fill lashes even in 60-90 minutes.

